



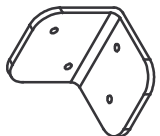
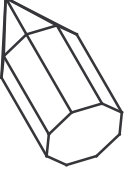
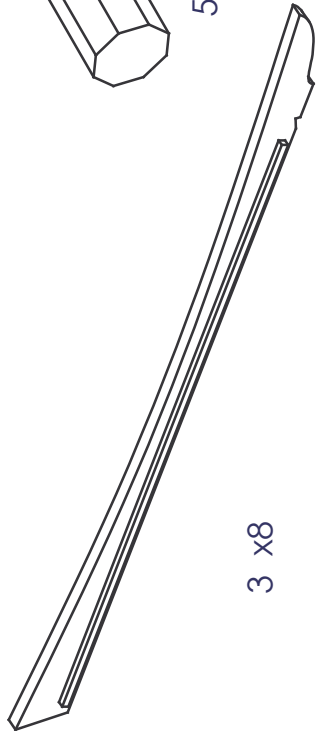


- 
 S 3,5x40 x 64
- 
 W 4x50 x 44
- 
 T 4x70 x 8
- 
 10 x 1
- 
 11 x 16
- 
 5 x 1
- 
 3 x 8

4

Technical drawing of a roof structure showing rafters, battens, and decking. The drawing includes the following labels and dimensions:

- S**: Label for the roof structure assembly.
- 12**: Dimension for the spacing between rafters.
- 4**: Dimension for the thickness of the rafters.
- Z**: Label for the roof decking.
- W**: Label for the roof battens.
- 7**: Dimension for the spacing between battens.

Technical drawing of a triangular roof section with dimensions **7 x 8** and **12 x 8**.

Technical drawing of a long, thin rectangular component.

4 x 16

Technical drawing of a screw labeled **S**.

S 3,5x40 x 48

Technical drawing of a screw labeled **W**.

W 4x60 x 48